

Microsoft

AZ-104 Exam

Microsoft Azure Administrator

Questions & Answers Demo

Version: 26.0

Question: 1

You discover that VM3 does NOT meet the technical requirements.
You need to verify whether the issue relates to the NSGs.
What should you use?

- A. Diagram in VNet1
- B. the security recommendations in Azure Advisor
- C. Diagnostic settings in Azure Monitor
- D. Diagnose and solve problems in Traffic Manager Profiles
- E. IP flow verify in Azure Network Watcher

Answer: E

Explanation:

Scenario: Litware must meet technical requirements including:
Ensure that VM3 can establish outbound connections over TCP port 8080 to the applications servers in the Montreal office.

IP flow verify checks if a packet is allowed or denied to or from a virtual machine. The information consists of direction, protocol, local IP, remote IP, local port, and remote port. If the packet is denied by a security group, the name of the rule that denied the packet is returned. While any source or destination IP can be chosen, IP flow verify helps administrators quickly diagnose connectivity issues from or to the internet and from or to the on-premises environment.

Reference:

<https://docs.microsoft.com/en-us/azure/network-watcher/network-watcher-ip-flow-verify-overview>

Question: 2

You need to meet the technical requirement for VM4.
What should you create and configure?

- A. an Azure Notification Hub
- B. an Azure Event Hub
- C. an Azure Logic App
- D. an Azure services Bus

Answer: B

Explanation:

Scenario: Create a workflow to send an email message when the settings of VM4 are modified.

You can start an automated logic app workflow when specific events happen in Azure resources or third-party resources. These resources can publish those events to an Azure event grid. In turn, the event grid pushes those events to subscribers that have queues, webhooks, or event hubs as endpoints. As a subscriber, your logic app can wait for those events from the event grid before running automated workflows to perform tasks - without you writing any code.

Reference:

<https://docs.microsoft.com/en-us/azure/event-grid/monitor-virtual-machine-changes-event-grid-logic-app>

Question: 3

You need to recommend a solution to automate the configuration for the finance department users. The solution must meet the technical requirements.

What should you include in the recommended?

- A. Azure AP B2C
- B. Azure AD Identity Protection
- C. an Azure logic app and the Microsoft Identity Management (MIM) client
- D. dynamic groups and conditional access policies

Answer: D

Explanation:

Technically, The finance department needs to migrate their users from AD to AAD using AADC based on the finance OU, and need to enforce MFA use. This is conditional access policy. Employees also often get promotions and/or join other departments and when that occurs, the user's OU attribute will change when the admin puts the user in a new OU, and the dynamic group conditional access exception (OU=[Department Name Value]) will move the user to the appropriate dynamic group on next AADC delta sync.

<https://docs.microsoft.com/en-us/azure/active-directory/enterprise-users/groups-dynamic-membership>

<https://docs.microsoft.com/en-us/azure/active-directory/conditional-access/overview>

<https://docs.microsoft.com/en-us/azure/active-directory/authentication/howto-mfa-userstates>

Question: 4

HOTSPOT

You need to the appropriate sizes for the Azure virtual for Server2.

What should you do? To answer, select the appropriate options in the answer area.

NOTE: Each correct selection is worth one point.

From the Azure portal:

	▼
Create an Azure Migrate project.	
Create a Recovery Services vault.	
Upload a management certificate.	
Create an Azure Import/Export job.	

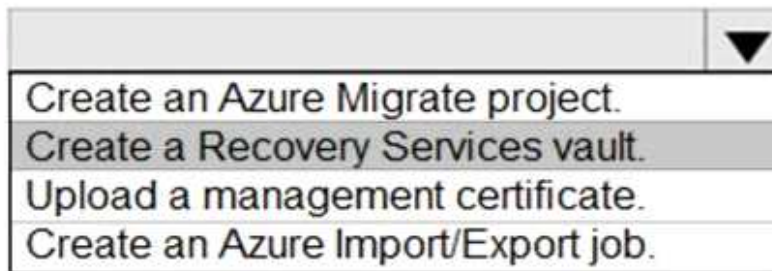
On Server2:

	▼
Enable Hyper-V Replica.	
Install the Azure File Sync agent.	
Create a collector virtual machine.	
Configure Hyper-V storage migration.	
Install the Azure Site Recovery Provider.	

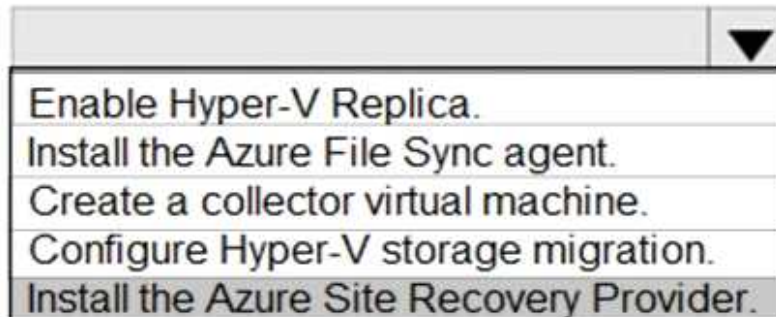
Answer:

Explanation:

From the Azure portal:



On Server2:



Box 1: Create a Recovery Services vault
 Create a Recovery Services vault on the Azure Portal.

Box 2: Install the Azure Site Recovery Provider
 Azure Site Recovery can be used to manage migration of on-premises machines to Azure.

Scenario: Migrate the virtual machines hosted on Server1 and Server2 to Azure.
 Server2 has the Hyper-V host role.

Reference:
<https://docs.microsoft.com/en-us/azure/site-recovery/migrate-tutorial-on-premises-azure>

Question: 5

HOTSPOT

You need to implement Role1.
 Which command should you run before you create Role1? To answer, select the appropriate options in the answer area.

NOTE: Each correct selection is worth one point.

Answer Area

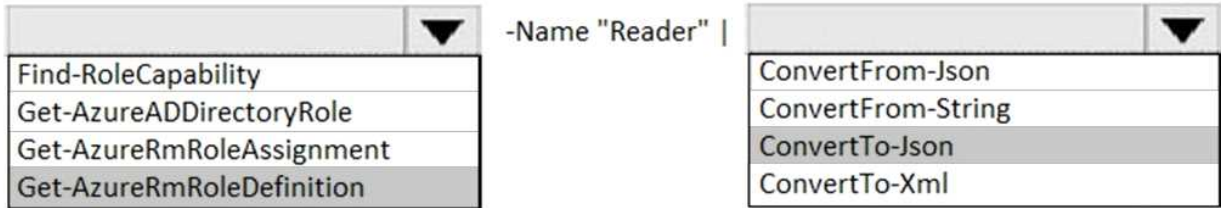
Find-RoleCapability
 Get-AzureADDirectoryRole
 Get-AzureRmRoleAssignment
 Get-AzureRmRoleDefinition

-Name "Reader" |

ConvertFrom-Json
 ConvertFrom-String
 ConvertTo-Json
 ConvertTo-Xml

Answer:

Explanation:



<https://docs.microsoft.com/en-us/azure/role-based-access-control/tutorial-custom-role-powershell>

`Get-AzRoleDefinition -Name "Reader" | ConvertTo-Json`

<https://docs.microsoft.com/en-us/powershell/module/az.resources/get-azroledefinition?view=azps-5.9.0>

<https://docs.microsoft.com/en-us/azure/role-based-access-control/tutorial-custom-role-powershell>

<https://docs.microsoft.com/en-us/powershell/module/microsoft.powershell.utility/convertto-json?view=powershell-7.1>

<https://docs.microsoft.com/en-us/powershell/module/azuread/get-azureaddirectoryrole?view=azureadps-2.0>